



COMMERCIAL

# GROUP 31

**The right battery adds years to your fleet.**

Choose the right battery to get the most battery life. To choose the right batteries for your fleet, consider the type of equipment you have and how it is used. The right battery does more than meet the original cold cranking amps rating requirements. The right battery can tackle your climate, on/off-road use, any deep cycling needs for APUs or HVAC systems, as well as any aftermarket accessories.

  
31-AGM7

  
31-XHD

  
31-MHD

  
31-LHD

  
31-ECL

  
31-VHD

 previous

next 



# 31-AGM7

## 810 CCA / 182 RC

This two-in-one battery delivers both high-cranking and extreme deep cycle power. The 31-AGM7 is engineered for extreme conditions with unbeatable vibration resistance and deep-cycling power for hotel and HVAC loads needed for “creature comforts.” This battery delivers a service life three times longer than conventional flooded batteries, and it’s backed up with a first-rate warranty.



Sleeper cabs with hotel loads



Oil field equipment with high heat and vibration



Auxiliary power units for big rigs



Off-roaders used to heavy vibration



Ambulances with high electrical demands



Trucks with electric lift gates



Concrete mixers working on or off-road



Recreational vehicles with high-power demands



Dump trucks





# 31-XHD

## 1000 CCA / 195 RC

While everything else locks up in the cold, the 31-XHD cranks through the deepest chill. This battery delivers extreme cranking power to turn over the heaviest of engines.

Choose this battery when you need reliable starts for large engines or trucks outfitted for cold weather.



Cold weather package



Large diesel engine



home



31-AGM7



31-XHD



31-MHD



31-LHD



31-ECL



31-VHD



previous



next



# 31-MHD

## 950 CCA / 195 RC

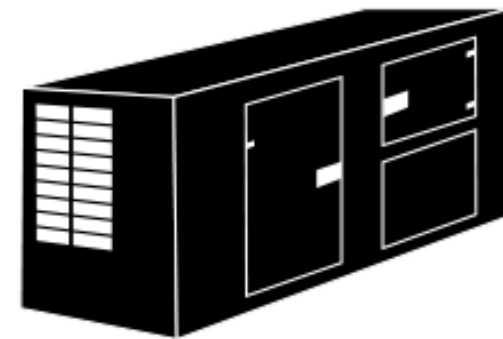
Designed for large generators and large engines, the 31-MHD is intended for high cranking needs while delivering moderate cycling power. This is the battery to choose when your application requires some engine-off power and reliable cranking power in cold weather.



Day cab



Cold weather package



Larger generator



Large diesel engine



home



31-AGM7



31-XHD



31-MHD



31-LHD



31-ECL



31-VHD



previous



next



# 31-LHD

## 750 CCA / 180 RC

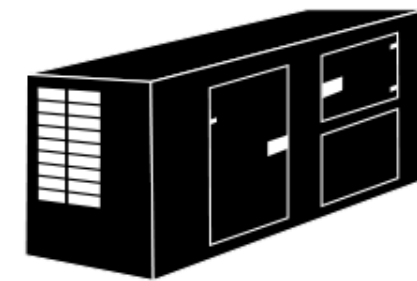
The 31-LHD delivers the best performance with engines and generators with moderate cranking needs and low cycling needs. Driving regularly through high-heat climates? Pulling a refrigeration unit? Need a reliable start to your mid-size generators? Pick the 31-LHD and experience long-lasting battery life.



Hot weather package



Refrigeration units



Medium to small generators





# 31-ECL

## 700 CCA / 190 RC

Need long battery life when the engine's off? Choose the 31-ECL. This deep-cycling battery delivers the most battery life when you need much more power than a typical starting battery delivers. Count on moderate cranking power to start your truck engine and the deep-cycling power to run your lift gates, lights, APUs and any other aftermarket accessories.



Sleeper cabs with hotel loads



Auxiliary power unit in a big rig



Ambulance with high electrical demands



Medium to small generators



Refrigeration units



Trucks with electric lift gates



home



31-AGM7



31-XHD



31-MHD



31-LHD



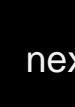
31-ECL



31-VHD



previous



next



# 31-VHD

## 660 CCA / 160 RC

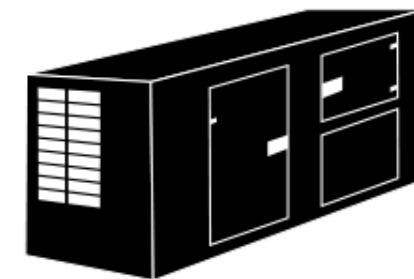
For those mid-size generators and small delivery trucks, the 31-VHD provides just the right power to deliver the longest battery life. This is the right battery when your vehicles or generators have low cranking needs, operate in generally hot climates and require minimal engine-off power loads.



Warm climates



Small delivery trucks



Medium to small generators





home



31-AGM7



31-XHD



31-MHD



31-LHD



31-ECL



31-VHD



previous



next