



COMMERCIAL **GROUP 31**

The right battery adds years to your fleet.

Choose the right battery to get the most battery life. To choose the right batteries for your fleet, consider the type of equipment you have and how it is used. The right battery does more than meet the original cold cranking amps rating requirements. The right battery can tackle your climate, on or off-road use, any deep cycling needs for APUs or HVAC systems, as well as any aftermarket accessories.


31-VHD


31-ECL


31-LHD


31-MHD


31-XHD


31-AGM7

 previous

next 



31-VHD

660 CCA / 160 RC

For those mid-size generators and small delivery trucks, the 31-VHD provides just the right power to deliver long battery life.

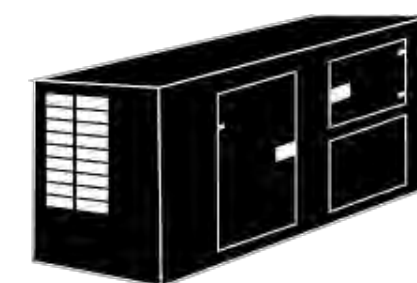
Select a 31-VHD for: local pick-up and delivery, low cranking needs, warmer climates, minimal engine-off power loads



Warm climates



Small delivery trucks



Medium to small generators



home



31-VHD



31-ECL



31-LHD



31-MHD



31-XHD



31-AGM7



previous



next



31-ECL

700 CCA / 190 RC

520 Medium Cycles

The deeper-cycling 31-ECL delivers battery life when you need much more power than a typical starting battery delivers. Count on moderate cranking power to start your truck engine and the cycling power to run your lift gates, lights, APUs, and any other aftermarket accessories.

Select a 31-ECL for: Deeper cycling needs with moderate cranking power



Sleeper cabs with hotel loads



Auxiliary power units in big rigs



Ambulances with high electrical demands



Medium to small generators



Refrigeration units



Trucks with electric lift gates



home



31-VHD



31-ECL



31-LHD



31-MHD



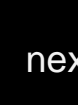
31-XHD



31-AGM7



previous



next



31-LHD

750 CCA / 180 RC

The 31-LHD delivers the best performance with engines and generators having moderate cranking and low cycling needs.

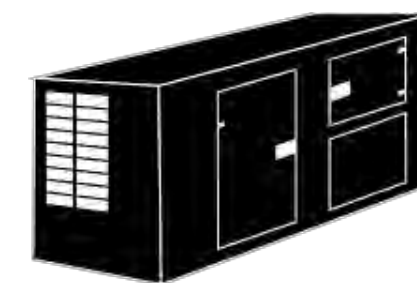
Select a 31-LHD for: High-heat climates, refrigeration units or mid-size generators



Hot weather package



Refrigeration units



Medium to small generators



home



31-VHD



31-ECL



31-LHD



31-MHD



31-XHD



31-AGM7



previous



next



31-MHD

950 CCA / 195 RC

Designed for large generators and engines, the 31-MHD is intended for high cranking needs while delivering moderate cycling power.

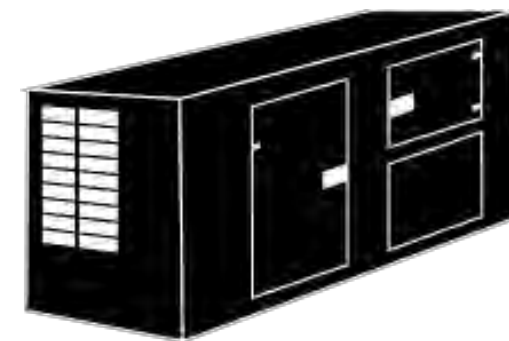
Select a 31-MHD for: Moderate engine-off power and reliable cranking power in cold weather



Day cabs



Cold weather package



Larger generators



Large diesel engines



home



31-VHD



31-ECL



31-LHD



31-MHD



31-XHD



31-AGM7



previous



next



31-XHD

1000 CCA / 195 RC

While everything else locks up in the cold, the 31-XHD cranks through the deepest chill. This battery delivers extreme cranking power to turn over the heaviest of engines.

Select a 31-XHD for: Reliable starts for large engines or trucks outfitted for cold weather



Cold weather package



Large diesel engines



home



31-VHD



31-ECL



31-LHD



31-MHD



31-XHD



31-AGM7



previous



next



31-AGM7

810 CCA / 190 RC

400 Extreme* Cycles

The true 2-in-1 pure lead 31-AGM7 delivers both high cranking and extreme deep cycle power. It delivers a service life 3x longer than conventional flooded batteries and 2x longer than alloyed lead AGM batteries.

Select a 31-AGM7 for: Extreme conditions with unbeatable vibration resistance and deep-cycling power for hotel and HVAC loads needed for "creature comforts."

* 80% depth of discharge



Sleeper cabs with hotel loads



Oil field equipment with high heat and vibration



Auxiliary power units for big rigs



Off-roaders used to heavy vibration



Ambulances with high electrical demands



Trucks with electric lift gates



Concrete mixers working on or off-road



Recreational vehicles with high-power demands



Dump trucks



home



31-VHD



31-ECL



31-LHD



31-MHD



31-XHD



31-AGM7



previous



next

Contact your local Interstate Batteries Distributor for an expert battery recommendation.

interstatebatteries.com

